

Bladder Cancer

**MEDICAL INFORMATION FOR
PATIENTS AND CAREGIVERS**

To learn more about bladder cancer,
visit our US Patient & Caregiver
Medical Website by scanning this
QR code with your phone or tablet





Bladder Cancer Topics



What is bladder cancer?

Bladder cancer occurs when cells in the bladder start to grow without control.¹



Signs and symptoms

Certain observations can raise the suspicion of bladder cancer that warrants a diagnostic follow-up.



Presence: Globally and in the US

6th most common cancer and makes up about **4%** of all cancer cases in the United States.^{2,3}



Screening and diagnosis

Explore the tests which help a doctor detect cancer early.



Cancer stages and survival

~75% of cases diagnosed were at early stage, crucial for improving outcomes.^{2,4}



Treatment options

Patient's treatment options are largely dependent on the stage of disease.



Risk factors

Many risk factors make a person more likely to develop bladder cancer. Smoking is a major risk factor and those who smoke are at least **3 times** more likely to get bladder cancer.⁵



Spotlight on populations at risk

Some population groups face a higher risk of bladder cancer due to various factors.

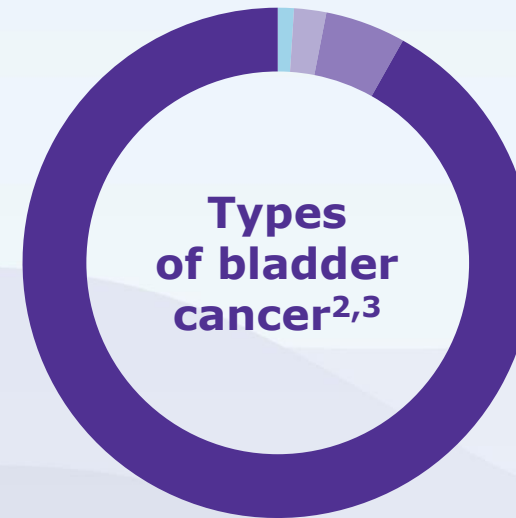
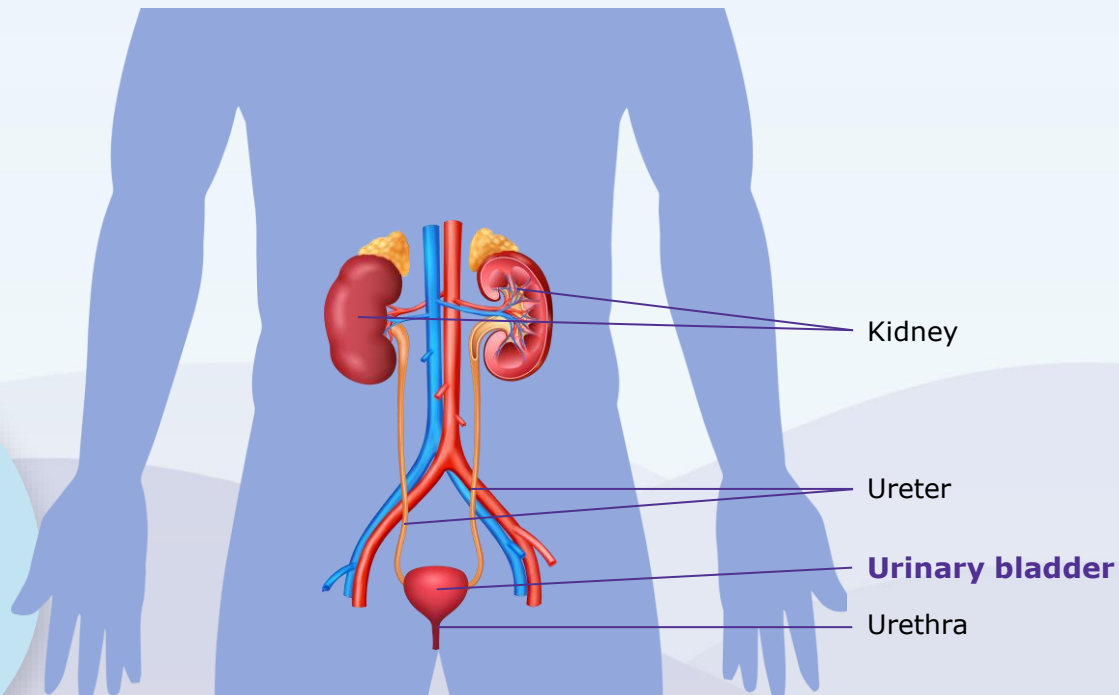


1. ACS. What Is Bladder Cancer? Revised February 16, 2023. Accessed February 20, 2025. <https://www.cancer.gov/types/bladder> 2. Leslie SW, Soon-Sutton TL, Aeddula NR. Bladder Cancer. [Updated 2024 Aug 15]. In: StatPearls [Internet]. Treasure Island (FL): StatPearls Publishing; 2025 Jan-. Available from: <https://www.ncbi.nlm.nih.gov/books/NBK536923/> 3. SEER. Cancer Stat Facts: Common Cancer Sites. Accessed March 19, 2025. <https://seer.cancer.gov/statfacts/html/common.html> 4. WHO. Improving Early Detection and Clinical Management of Bladder Cancer A promising urine test (uTERTpm). Updated May 2022. Accessed March 28, 2025. 5. ACS. Bladder Cancer Risk Factors. Revised: March 12, 2024. Accessed February 20, 2025. <https://www.cancer.org/cancer/types/bladder-cancer/causes-risks-prevention/risk-factors.html>



What is bladder cancer?

Bladder cancer occurs when cells in the bladder start to grow without control. The bladder is a hollow organ, in the lower part of the abdomen that stores urine.¹



- **Urothelial carcinoma** (>90%)
Starts in the urothelial cells that line the inside of the bladder.
- **Squamous cell carcinoma** (≈3-5%)
Cancer that starts in squamous cells (thin, flat cells lining the inside of the bladder closer to the urethra)
- **Adenocarcinoma** (≈1-2%)
Cancers start in gland-forming cells of the bladder
- **Small cell carcinoma** (<1%)
Cancers start in nerve-like cells of the bladder

1. ACS. What Is Bladder Cancer? Revised February 16, 2023. Accessed February 20, 2025. <https://www.cancer.gov/types/bladder> 2. ACS. What Is Bladder Cancer? Revised March 12, 2024. Accessed February 20, 2025. <https://www.cancer.org/cancer/types/bladder-cancer/about/what-is-bladder-cancer.html> 3. Leslie SW, Soon-Sutton TL, Aeddula NR. Bladder Cancer. [Updated 2024 Aug 15]. In: StatPearls [Internet]. Treasure Island (FL): StatPearls Publishing; 2025 Jan-. Available from: <https://www.ncbi.nlm.nih.gov/books/NBK536923/>



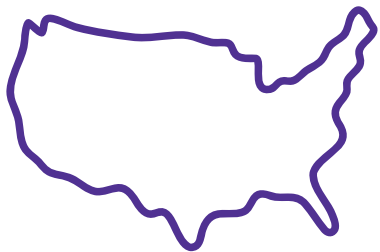
Prevalence of bladder cancer



Ranks **9th**
most common cancer
worldwide*¹

613,791
New cases in 2022²

220,349
Deaths in 2022²



Ranks **4th**
most common cancer
in men and **4%** of
cancers in the US^{3,4}

84,870
New cases in 2024⁵

17,420
Deaths in 2025⁵

* As per GLOBOCAN 2022 report.

1. World Bladder Cancer Patient Coalition. Press release. Published February 14, 2024. Accessed September 5, 2024. https://worldbladdercancer.org/news_events/globocan-2022-bladder-cancer-is-the-9th-most-commonly-diagnosed-worldwide 2. Bray F, et al. CA Cancer J Clin. 2024;74(3):229-263. 3. SEER Cancer Stat Facts: Common Cancer Sites. Accessed February 21, 2025. <https://seer.cancer.gov/statfacts/html/common.html> 4. SEER Cancer Stat Facts: Bladder Cancer. National Cancer Institute. Bethesda, MD, Accessed February 21, 2025. <https://seer.cancer.gov/statfacts/html/urinb.html> 5. American Cancer Society. Key Statistics for Bladder Cancer. Revised March 12, 2024. Accessed September 5, 2024. <https://www.cancer.org/cancer/types/bladder-cancer/about/key-statistics.html>

BLADDER CANCER

MEDICAL INFORMATION FOR
PATIENTS AND CAREGIVERS



Cancer stages and survival rates

In situ: Abnormal cells are present but have not spread to nearby tissue.¹
About **48%** of cases are diagnosed at this stage.²

LOCALIZED



Commonly known as Stage I

Cancer is limited to the place where it started, with no sign that it has spread.¹

About **35%** of cases are diagnosed at this stage.²

REGIONAL

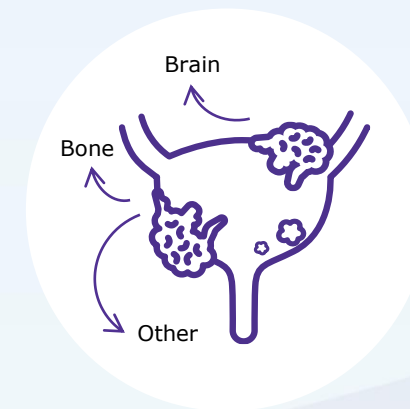


Commonly known as Stage II or Stage III

Cancer has spread to nearby lymph nodes, tissues, or organs.¹

About **7%** of cases are diagnosed at this stage.²

DISTANT



Commonly known as Stage IV

Cancer has spread to distant parts of the body.¹

About **5%** of cases are diagnosed at this stage.²

5-year survival rates +

1. ACS. Cancer Staging. Revised October 14, 2022. Accessed March 27, 2025. <https://www.cancer.gov/about-cancer/diagnosis-staging/staging> 2. SEER*Explorer: An interactive website for SEER cancer statistics [Internet]. Surveillance Research Program, National Cancer Institute; 2024 Apr 17. [updated: 2024 Nov 5; cited 2025 Feb 21]. https://seer.cancer.gov/statisticsnetwork/explorer/application.html?site=71&data_type=1&graph_type=4&compareBy=sex&chk_sex_1=1&race=1&age_range=1&advopt_precision=1&hdn_view=1 3. ACS. Survival Rates for Bladder Cancer. Revised January 16, 2025. Accessed February 21, 2025. <https://www.cancer.org/cancer/types/bladder-cancer/detection-diagnosis-staging/survival-rates.html>



Cancer stages and survival rates

In situ: Abnormal cells are present but have not spread to nearby tissue.¹

5-year relative survival rates



SEER stages	5-year relative survival rate (%)
In situ alone	97%
Localized	72%
Regional	40%
Distant	9%
All SEER stages combined	78%

ACS. Survival rates for bladder cancer. Updated January 16, 2025. Accessed March 27, 2025.

<https://www.cancer.org/cancer/types/bladder-cancer/detection-diagnosis-staging/survival-rates.html>

[More information +](#)

1. ACS. Cancer Staging. Revised October 14, 2022. Accessed February 20, 2025. <https://www.cancer.gov/about-cancer/diagnosis-staging/staging> 2. SEER*Explorer: An interactive website for SEER cancer statistics [Internet]. Surveillance Research Program, National Cancer Institute; 2024 Apr 17. [updated: 2024 Nov 5; cited 2025 Feb 21]. https://seer.cancer.gov/statisticsnetwork/explorer/application.html?site=71&data_type=1&graph_type=4&compareBy=sex&chk_sex_1=1&race=1&age_range=1&advopt_precision=1&hdn_view=1 3. ACS. Survival Rates for Bladder Cancer. Revised January 16, 2025. Accessed February 21, 2025. <https://www.cancer.org/cancer/types/bladder-cancer/detection-diagnosis-staging/survival-rates.html>



Risk factors



Intrinsic risk factors:^{1,2}

Age

Risk of bladder cancer **increases with age**



Genetics

~2-fold elevation in the relative risk of bladder cancer among people with a family history.²



Ethnicity

White people are about **twice** as likely to develop bladder cancer as African American and Hispanic people.



Sex

More common in **men** than in women.

Environmental risk factors:¹

Smoking

Results in **3 times** higher likelihood of bladder cancer



Chemicals

Occupational exposures and certain medicines are linked with an increased risk of bladder cancer



BLADDER CANCER

1. American Cancer Society. Bladder Cancer Risk Factors. Revised March 12, 2024. <https://www.cancer.org/cancer/types/bladder-cancer/causes-risks-prevention/risk-factors.html>

2. Pemov A, et al. *JCO Precis Oncol*. 2021;5:PO.21.00115.



Signs and symptoms

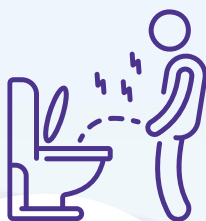


Hematuria (blood in the urine): The most common sign of bladder cancer.

Over a third of patients with visible blood in the urine and slightly over **10%** of those with microscopic hematuria (blood in urine that is not visible to the naked eye) will ultimately be diagnosed with bladder cancer.^{1,2}

CHANGES IN BLADDER HABITS:¹

Painful urination



Feeling as if you need to go right away, even when your bladder isn't full. Having trouble going or having a weak urine stream

Having to get up to go many times during the night



Increased urinary frequency

SYMPTOMS OF ADVANCED BLADDER CANCER:¹



Being unable to urinate



Loss of appetite and weight loss

Feeling tired or weak

Swelling in the feet



Bone pain

Disclaimer: If any of these symptoms appear contact your healthcare team.

1. American Cancer Society. Bladder Cancer Signs and Symptoms. Revised March 12, 2024. <https://www.cancer.org/cancer/types/bladder-cancer/detection-diagnosis-staging/signs-and-symptoms.html> 2. Leslie S. et al. [Updated 2024 Aug 15]. In: StatPearls [Internet]. Treasure Island (FL): StatPearls Publishing; 2025 Jan. Available from: <https://www.ncbi.nlm.nih.gov/books/NBK536923/>



Screening and diagnosis

Screening¹

No recommended routine screening of bladder cancer for people with average risk. Doctors might recommend screening for people at high risk:

- Having had bladder cancer before
- Having had certain birth defects of the bladder
- Exposure to certain chemicals at work



DIAGNOSTIC TESTS²

Urine tests

Urine samples are analyzed in laboratories

[More information +](#)

Imaging tests

Invasive and non-invasive imaging tests are performed

[More information +](#)

Others

Other tests can be performed to check the bladder lining

[More information +](#)



Screening and diagnosis



Screening

No recommendation for average risk

- Having
- Having
- Exposure

Urine

Urine sample
laboratory

More information

Urine tests




Urinalysis: Simple lab test to check for blood and other substances in a sample of urine

Urine cytology: Sample of urine is looked at with a microscope to see if there are any cancer or pre-cancer cells in it.

Urine culture: If you have urinary symptoms, tests may be done to see if they're from an infection.

Urine tumor marker (biomarker) tests: Different urine tests can be used to look for specific substances made by bladder cancer cells (known as tumor markers or biomarkers).

ACS. Tests for Bladder Cancer. Updated March 12, 2024
<https://www.cancer.org/cancer/types/bladder-cancer/detection-diagnosis-staging/how-diagnosed.html>



Tests

performed to
der lining

ation +



Screening

Screening

No recommendation for average risk

- Having
- Having
- Exposure

Urine

Urine sample
laboratory

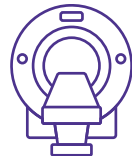
More information

Imaging tests



CT scan

Creates 3-dimensional views of organs with X-ray technology.^{1,2}



MRI scan

Uses magnetic fields and radio waves to make detailed pictures of areas inside the body.^{1,2}



PET scan


Creates detailed 3D pictures of areas inside the body where a radioactive substance has been taken up.^{1,2}



Ultrasound

Uses sound waves and echoes to create pictures of internal organs. Used to determine the size of a bladder cancer and whether it has spread beyond the bladder to nearby organs or tissues.^{1,2}

1. ACS. Tests for Bladder Cancer. Updated March 12, 2024. <https://www.cancer.org/cancer/types/bladder-cancer/detection-diagnosis-staging/how-diagnosed.html> 2. NCI. How Cancer Is Diagnosed. Updated January 17, 2023. Accessed October 18, 2024. <https://www.cancer.gov/about-cancer/diagnosis-staging/diagnosis>



s

performed to
der lining

ation +

BLADDER CANCER

MEDICAL INFORMATION FOR
PATIENTS AND CAREGIVERS



Screening and diagnosis



Screening

No recommendation for average risk

- Having
- Having
- Exposure

Urine

Urine sample
laboratory

More information


Other diagnostic tests



Cystoscopy: A long, thin, flexible tube with a light and a lens or a small video camera on the end, is inserted up into the bladder. This lets the doctor look at the inner lining of the bladder, take biopsy samples from abnormal areas, if needed.

Transurethral resection of bladder tumor (TURBT): Doctor removes any tumors from the bladder lining, and muscle around the tumors with tools that are inserted into the bladder through the cystoscope. These samples are tested in a lab. Results will determine if the tumor has spread into the muscle layer of the bladder wall.

ACS. Tests for Bladder Cancer. Updated March 12, 2024
<https://www.cancer.org/cancer/types/bladder-cancer/detection-diagnosis-staging/how-diagnosed.html>



s

performed to
der lining

ation +

BLADDER CANCER

MEDICAL INFORMATION FOR
PATIENTS AND CAREGIVERS



Treatment options

If diagnosed, your healthcare team will prescribe the treatment option that is appropriate for your diagnosis.

Surgery

Transurethral resection (TUR)

A thin lighted tube inserted into the bladder through the urethra. A tool with a small wire loop on the end is then used to remove the cancer or to burn the tumor away with high-energy electricity

Partial cystectomy

Surgery to remove part of the bladder. This may be done for patients who have a low-grade tumor that has invaded the wall of the bladder but is limited to one area of the bladder.

Radical cystectomy with urinary diversion

Surgery to remove the bladder and any lymph nodes and nearby organs that contain cancer. When the bladder must be removed, the surgeon performs a procedure called urinary diversion to create another way for the body to store and pass urine.



Non-surgical treatments

Radiation therapy

Uses high-energy x-rays or other types of radiation to kill cancer cells or keep them from growing.

Drug therapy

Uses drugs to stop the growth of cancer cells, either by killing the cells or by stopping them from dividing.

Bacillus Calmette-Guerin (BCG) Treatment

Is a type of immunotherapy, that helps a person's immune system fight cancer

Disclaimer: Never use medication from another patient with bladder cancer unless directed by a healthcare physician. Please consult your doctor.




Spotlight on populations at risk



Men have a
4 times higher
incidence rate than women, whilst
female patients often present with
more advanced disease and
experience worse outcomes.¹

African American
patients have up to
10% worse
disease-specific survival
than White patients.³



Approximately
40% of cases
of bladder cancer in the
United States are
attributable to smoking.⁴



Bladder cancer is most
frequently diagnosed
among people aged
65–74²

1. Doshi B, et al. Oncogenesis. 2023;12(1):44. 2. SEER Cancer Stat Facts: Bladder Cancer. National Cancer Institute. Bethesda, MD, Accessed February 21, 2025. <https://seer.cancer.gov/statfacts/html/urinb.html> 3. Association Of Community Cancer Centers. Understanding and mitigating disparities in bladder cancer care. www.accc-cancer.org/docs/projects/bladder-cancer/understanding-and-mitigating-disparities-in-bladder-cancer-care.pdf? Accessed February 21, 2025. 4. Liu W, et al. Urol Oncol. 2023;41(9):389.e1-389.e6.